

Two emerging trends in education are driving the need for our new Cascade Storage system that allows educators to more effectively organize, store and distribute learning materials.

The roots of the first emerged long ago when educators discovered that visual aids made lectures more effective by engaging the students' sense of sight in addition to hearing. Today, educators are recognizing that tactile, three-dimensional learning aids or "manipulatives" go a step further, engaging not just the students' senses of hearing and sight, but of touch as well.

The second trend in education is away from the traditional reliance on textbooks and workbooks and toward project packets that are often made up of loose worksheets, data sheets and manipulatives.

The reasons educators need Cascade Storage are: Between uses, manipulatives simply don't fit in nice, flat file folders, or stay obediently on shelves. If not protected, they collect dust. They're expensive to replace. And schools can't afford redundancy in materials, so the manipulatives must be easily found and shared by all the educators who may need them.

Manipulatives require the space-efficient, organized, three-dimensional storage capability available only with the Cascade Storage system. Read on to see how this comprehensive concept works.



# NEW CASCADE™ OVERVIEW

## COMPREHENSIVE ORGANIZATION AND STORAGE SOLUTION

Every day, elementary educators use more and more three-dimensional teaching aids and “manipulatives” in the classroom. Curricula based on project packets rather than text and workbooks are also gaining greater and greater acceptance. Both of these trends pose an unmet challenge to educators: How are you going to keep everything organized? We confidently recommend the Cascade™ Storage system.



### TOTE TRAY STORAGE

Teachers organize class materials into Totes, often by subject or lesson, or a Tote can be assigned to an individual student. Totes are organized in Storage Units; we recommend a Storage Unit in each classroom for quick access to items used in that day's or week's lessons in addition to a bank of Storage Units in a central location, for storage when the items are not needed for a lesson. In the classroom, the Totes are accessed as needed either by the teacher or the students. For added flexibility, the student desks can be outfitted with rails that hold an EW Tote.



### SHELF STORAGE

Cascade Shelf Storage Units complement Cascade Tote Tray Storage Units in both function and design. From a functional standpoint, Cascade Shelf Storage Units provide optimum storage for everyday classroom resources like reference books, globes and the like by offering easy access to all. From the design standpoint, Cascade Shelf Storage Units mirror the shapes and colors of Cascade Tote Tray Storage Units and so, promote design harmony within the classroom.



### WARDROBE CABINETS

Cascade Wardrobe Units offer multi-purpose functionality. They give the teacher a place to hang his or her coat, as well as offering a variety of Tote Trays for storing learning materials of various sizes and shapes. Cascade Wardrobe Units also mirror the design of Cascade Storage and Tote Storage Units.



### PRESENTATION CARTS

To get an idea of just how versatile and adaptable the Cascade line is, consider Cascade Presentation Carts. At their core, you'll find a Cascade Tote Tray or Shelf Storage Cabinet or Case. To transform it into an optimized Presentation Cart, we outfitted it with a riser shelf, mount and lectern. Our wide variety of models allow you to choose the one that best meets your school's needs for presenting information.

# NEW CASCADE™ CASE SHELF STORAGE



Cascade Mini-Case Model 30011 shown in optional Clementine End Panels

## COMPACT, VERSATILE SHELVING UNITS.

Available in Mini, Mid and Mega widths, Cascade Case Shelf Storage Units are 29 1/2" tall and provide storage for a wide range of items. As part of a comprehensive organization, storage and distribution solution for classroom materials and learning aids, Cascade Case Shelf Storage Units are the perfect companion to Cascade Tote Tray Storage Units. Built with Smith System's emphasis on functionality, durability and style, Cascade Case Shelf Storage Units offer:

- **Comes standard in Platinum.** Optional Designer End Panels available in thirteen colors.
- Welded 18-gauge steel construction, protected with durable powdercoat surface.
- Adjustable shelf.
- Models 21", 28 5/8", 42 5/8"w to choose from.



Cascade Mid-Case Model 30114 shown in Platinum with Lockable Doors and Riser Shelf

## CHOOSE A RISER SHELF AND LOCKABLE DOORS.

Adding optional accessories adds functionality to Cascade Cabinets. Doors open 270°, flush with the End Panels, allowing unobstructed access.



Cascade Mid-Case Model 30114 shown in Platinum with Locking Doors, Riser Shelf, optional mount and Curl Top Lectern Model 00481 see pg. 106

## CASCADE CASES: THE PERFECT PLATFORM FOR PRESENTATION CARTS.

Outfitted with a Riser Shelf, mount, Curl Top Lectern and Locking Doors, this Cascade Case lets the instructor work with printed and electronic media, while providing secure storage.

### Available Options:

- Glides
- Bolt-on Riser shelf with choice of Laminate Top finishes and T-Mold colors
- Locking Single Door, available on Mini- model
- Locking Double Doors, available on Mid- and Mega- models

### Designer End Panel and Door Handle Color Options:

Apple  
Black  
Blueberry  
Burgundy  
Clementine  
Forest Green  
Fuchsia  
Mint  
Navy  
Persian Blue  
Purple  
Red  
Yellow

## QUICK ORDER GUIDE

Here are three configurations of Cascade Case Shelf Storage. If you'd prefer a combination of shelves not shown here, a Smith System dealer can help you order just what you need.

### Mini-Case

21"w x 19"d x 29 1/2"h



- 30011 Cascade Mini-Case** (Casters) Open w/ Shelf
- 30012 Cascade Mini-Case** (Casters) Door w/ Shelf
- 30013 Cascade Mini-Case** (Casters) Open w/ Shelf & Riser Shelf
- 30014 Cascade Mini-Case** (Casters) Door w/ Shelf & Riser Shelf

### Mid-Case

28 5/8"w x 19"d x 29 1/2"h



- 30111 Cascade Mid-Case** (Casters) Open w/ Shelf
- 30112 Cascade Mid-Case** (Casters) Doors w/ Shelf
- 30113 Cascade Mid-Case** (Casters) Open w/ Shelf & Riser Shelf
- 30114 Cascade Mid-Case** (Casters) Doors w/ Shelf & Riser Shelf

### Mega-Case

42 5/8"w x 19"d x 29 1/2"h



- 30211 Cascade Mega-Case** (Casters) Open w/ shelves
- 30212 Cascade Mega-Case** (Casters) Doors w/ shelves
- 30213 Cascade Mega-Case** (Casters) Open w/ shelves & riser
- 30214 Cascade Mega-Case** (Casters) Doors w/ shelves & riser



For a PDF of the specifications, visit [smithsystem.com](http://smithsystem.com)

# NEW CASCADE™ CABINET SHELF STORAGE



Cascade Mega-Cabinet Model 30511 shown in optional Persian Blue End Panels

## MULTI-FUNCTIONAL SHELVING UNITS.

Available in Mini, Mid and Mega widths, Cascade Cabinet Shelf Storage Units are 42 3/8" tall and provide storage for items ranging from reference books to globes. As part of a comprehensive organization, storage and distribution solution for classroom materials and learning aids, Cascade Cabinet Shelf Storage Units are the perfect companion to Cascade Tote Tray Storage cabinets. Built with Smith System's emphasis on functionality, durability and style, Cascade Cabinet Shelf Storage Units offer:

- **Comes standard in Platinum.** Optional Designer End Panels available in thirteen colors.
- Welded 18-gauge steel construction, protected with durable powdercoat surface.
- Two adjustable shelves.
- Models 21", 28 5/8", 42 5/8"w to choose from.



Cascade Mega-Cabinet with Riser Shelf Model 30513 shown in optional Persian Blue End Panels and Keyboard Tray Model 17620



Cascade Mid-Cabinet with Riser Shelf and Locking Double Doors Model 30414 shown in Platinum with optional Curl Top Lectern Model 00481 and mount see pg. 108.

## CASCADE CABINETS: THE PERFECT PLATFORM FOR PRESENTATION CARTS.

Outfitted with a Riser Shelf, mount, Lectern and Locking Double Doors, this Cascade Cabinet lets the instructor work with printed and electronic media, while providing secure storage. Doors open 270°, flush with the End Panels, allowing unobstructed access.



Cascade Mid-Cabinet with Riser Shelf and Locking Double Doors Model 30414

## CHOOSE A RISER SHELF AND LOCKABLE DOORS.

Adding optional accessories adds functionality to Cascade Cabinets. Doors open 270°, flush with the End Panels, allowing unobstructed access.

## QUICK ORDER GUIDE

Here are three configurations of Cascade Cabinet Shelf Storage. If you'd prefer a combination of shelves not shown here, a Smith System dealer can help you order just what you need.

### Mini-Cabinet

21" w x 19" d x 42 3/8" h



- 30311 Cascade Mini-Cabinet** (Casters) Open w/ Shelves
- 30312 Cascade Mini-Cabinet** (Casters) Door w/ Shelves
- 30313 Cascade Mini-Cabinet** (Casters) Open w/ Shelves & Riser Shelf
- 30314 Cascade Mini-Cabinet** (Casters) Door w/ Shelves & Riser Shelf

### Mid-Cabinet

28 5/8" w x 19" d x 42 3/8" h



- 30411 Cascade Mid-Cabinet** (Casters) Open w/ Shelves
- 30412 Cascade Mid-Cabinet** (Casters) Doors w/ Shelves
- 30413 Cascade Mid-Cabinet** (Casters) Open w/ Shelves & Riser Shelf
- 30414 Cascade Mid-Cabinet** (Casters) Doors w/ Shelves & Riser Shelf

### Mega-Cabinet

42 5/8" w x 19" d x 42 3/8" h



- 30511 Cascade Mega-Cabinet** (Casters) Open w/ Shelves
- 30512 Cascade Mega-Cabinet** (Casters) Doors w/ Shelves
- 30513 Cascade Mega-Cabinet** (Casters) Open w/ Shelves & Riser Shelf
- 30514 Cascade Mega-Cabinet** (Casters) Doors w/ Shelves & Riser Shelf

### Available Options:

- Glides
- Bolt-on Riser shelf with choice of Laminate Top finishes and T-Mold colors
- Locking Single Door, available on Mini- model
- Locking Double Doors, available on Mid- and Mega- models

### Designer End Panel and Door Handle Color Options:

Apple, Black, Blueberry, Burgundy, Clementine, Forest Green, Fuchsia, Mint, Navy, Persian Blue, Purple, Red, Yellow

For color samples and custom colors, please turn to pages 252-253.



For a PDF of the specifications, visit [smithsystem.com](http://smithsystem.com)

## TOWER SHELF STORAGE



Cascade Mega-Tower Model 30811 shown in optional Mint End Panels

### HIGH CAPACITY, MOBILE SHELVING UNITS.

Available in Mini, Mid and Mega widths, Cascade Tower Shelf Storage Units are 60 1/4" tall and provide efficient use of floor space for housing items ranging from reference books to globes. As part of a comprehensive organization, storage and distribution solution for classroom materials and learning aids, Cascade Tower Shelf Storage Units are the perfect companion to Cascade Tote Tray Storage Units. Built with Smith System's emphasis on functionality, durability and style, Cascade Tower Shelf Storage Units offer:

- **Comes standard in Platinum.**  
Optional Designer End Panels available in thirteen colors.
- Welded 18-gauge steel construction, protected with durable powdercoat surface.
- Three adjustable shelves.
- Models 21", 28 5/8", 42 5/8"w to choose from.

### ADDING OPTIONAL ACCESSORIES ADDS FUNCTIONALITY

An optional Riser Shelf can be a work surface or place for learning materials to reside. Optional Doors open 270°, flush with the End Panels, allowing unobstructed access.



### QUICK ORDER GUIDE

Here are three configurations of Cascade Tower Shelf Storage Units. If you'd prefer a combination of shelves not shown here, a Smith System dealer can help you order just what you need.

#### Mini-Tower



- 30611 Cascade Mini-Tower**  
(Casters) Open w/Shelves
- 30612 Cascade Mini-Tower**  
(Casters) Door w/Shelves
- 30613 Cascade Mini-Tower**  
(Casters) Open w/Shelves & Riser Shelf
- 30614 Cascade Mini-Tower**  
(Casters) Door w/Shelves & Riser Shelf

#### Mid-Tower



- 30711 Cascade Mid-Tower**  
(Casters) Open w/Shelves
- 30712 Cascade Mid-Tower**  
(Casters) Doors w/Shelves
- 30713 Cascade Mid-Tower**  
(Casters) Open w/Shelves & Riser Shelf
- 30714 Cascade Mid-Tower**  
(Casters) Doors w/Shelves & Riser Shelf

#### Mega-Tower



- 30811 Cascade Mega-Tower**  
(Casters) Open w/Shelves
- 30812 Cascade Mega-Tower**  
(Casters) Doors w/Shelves
- 30813 Cascade Mega-Tower**  
(Casters) Open w/Shelves & Riser Shelf
- 30814 Cascade Mega-Tower**  
(Casters) Doors w/Shelves & Riser Shelf

## CASCADE TOWER WARDROBE

### CASCADE TOWER WARDROBE

with 3", 6" and 12"h Totes  
42 5/8"w x 19"d x 60 1/4"h shown at right  
Use "L" or "R" after 5-digit part number to designate placement of the shelf on the left or right side of the wardrobe.

- 30920 Cascade Wardrobe**  
(Casters) Open w/ six 3", six 6", two 12" SW Totes
- 30921 Cascade Wardrobe**  
(Casters) Doors w/ six 3", six 6", two 12" SW Totes
- 30922 Cascade Wardrobe**  
(Casters) Open w/ six 3", six 6", two 12" SW Totes & Riser Shelf
- 30923 Cascade Wardrobe**  
(Casters) Doors w/ six 3", six 6", two 12" SW Totes & Riser Shelf

### ADDING OPTIONAL ACCESSORIES ADDS FUNCTIONALITY

An optional Riser Shelf can be a work surface or place for learning materials to reside. Optional Doors open 270°, flush with the End Panels, allowing unobstructed access.



### CASCADE TOWER WARDROBE

with all 3"h SW Totes  
42 5/8"w x 19"d x 60 1/4"h shown below  
Use "L" or "R" after 5-digit part number to designate placement of the shelf on the left or right side of the wardrobe.



- 30912 Cascade Wardrobe**  
(Casters) Open w/ twenty-four 3" SW Totes
- 30913 Cascade Wardrobe**  
(Casters) Doors w/ twenty-four 3" SW Totes
- 30914 Cascade Wardrobe**  
(Casters) Open w/ twenty-four 3" SW Totes & Riser Shelf
- 30915 Cascade Wardrobe**  
(Casters) Doors w/ twenty-four 3" SW Totes & Riser Shelf

#### Available Options:

- Glides
- Bolt-on Riser shelf with choice of Laminate Top finishes and T-Mold colors
- Locking Single Door, available on Mini- model
- Locking Double Doors, available on Mid- and Mega- models

#### Designer End Panel and Door Handle Color Options:

Apple, Black, Blueberry, Burgundy, Clementine, Forest Green, Fuchsia, Mint, Navy, Persian Blue, Purple, Red, Yellow



Cascade Tower Wardrobe Model 30920L shown in Platinum



For a PDF of the specifications, visit [smithsystem.com](http://smithsystem.com)

# NEW CASCADE™ CASE TOTE TRAY STORAGE

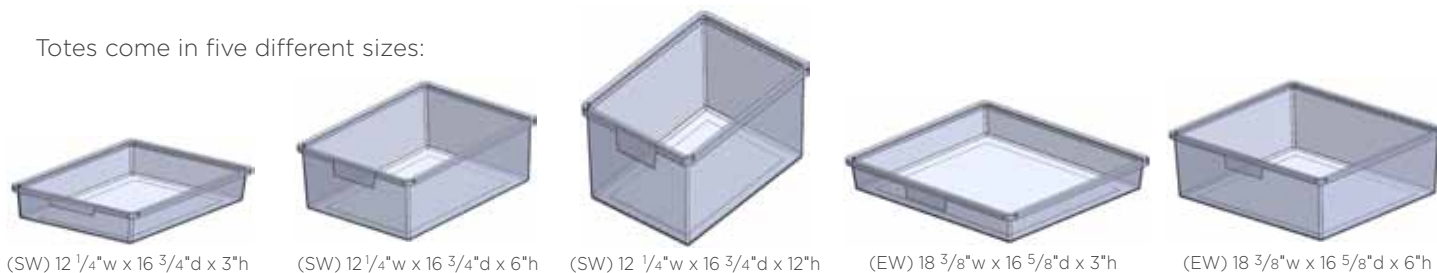


Cascade Mid-Case Model 30151 shown in optional Fuchsia End Panels



**CHOOSE A RISER SHELF**  
Adding optional accessories adds functionality to Cascade Case Tote Tray Storage Units.

Totes come in five different sizes:



(SW) 12 1/4" w x 16 3/4" d x 3" h

(SW) 12 1/4" w x 16 3/4" d x 6" h

(SW) 12 1/4" w x 16 3/4" d x 12" h

(EW) 18 3/8" w x 16 5/8" d x 3" h

(EW) 18 3/8" w x 16 5/8" d x 6" h

## COMPACT, VERSATILE CLASSROOM STORAGE.

Available in Mini, Mid and Mega widths, Cascade Case Tote Tray Storage Units are 29 1/2" tall and offer great flexibility. Part of a comprehensive organization, storage and distribution solution for classroom materials and learning aids, Cascade Case Tote Tray Storage Units house bins that can contain anything from manipulatives to art materials to individual students' school work. Cascade Case Tote Tray Storage Units can be outfitted with Riser Shelves for added functionality. They all offer:

- **Comes standard in Platinum.**  
Optional Designer End Panels available in thirteen colors.
- Welded 18-gauge steel construction, protected with durable powdercoat surface.
- Models 21", 28 5/8", 42 5/8" w to choose from.
- The clear Totes made of durable, recyclable ABS plastic, allow the contents to be easily identified.

Planner student desk Model 01272V shown with optional Tote Tray with Housing Model 30926 see pg. 120.



## THE TOTE TRAY SYSTEM

The clear Totes can be transferred under student desks to organize teaching materials.

The 3" EW Totes can be used under selected desks; Silhouette, Planner Rectangles, Flexline Arc. See pg. 120.



## CASCADE CASES LEND THEMSELVES TO MULTIPLE USES.

Outfitted with a Riser Shelf, mount and Curl Top Lectern, this Cascade Mini-Case lets the instructor work with printed and electronic media.

## QUICK ORDER GUIDE

Here are six configurations of Cascade Case Tote Storage. If you'd prefer a combination of Totes not shown here, a Smith System dealer can help you order just what you need.

### Mini-Case

21" w x 19" d x 29 1/2" h



- 30051 Cascade Mini-Case**  
(Casters) Open w/ three 3", one 6" EW Totes  
**30052 Cascade Mini-Case**  
(Casters) Door w/ three 3", one 6" EW Totes  
**30053 Cascade Mini-Case**  
(Casters) Open w/ three 3", one 6" EW Totes & Riser Shelf  
**30054 Cascade Mini-Case**  
(Casters) Door w/ three 3" one 6" EW Totes & Riser Shelf



- 30031 Cascade Mini-Case**  
(Casters) Open w/ five 3" EW Totes  
**30032 Cascade Mini-Case**  
(Casters) Door w/ five 3" EW Totes  
**30033 Cascade Mini-Case**  
(Casters) Open w/ five 3" EW Totes & Riser Shelf  
**30034 Cascade Mini-Case**  
(Casters) Door w/ five 3" EW Totes & Riser Shelf

### Mid-Case

28 5/8" w x 19" d x 29 1/2" h



- 30131 Cascade Mid-Case**  
(Casters) Open w/ ten 3" SW Totes  
**30132 Cascade Mid-Case**  
(Casters) Doors w/ ten 3" SW Totes  
**30133 Cascade Mid-Case**  
(Casters) Open w/ ten 3" SW Totes & Riser Shelf  
**30134 Cascade Mid-Case**  
(Casters) Doors w/ ten 3" SW Totes & Riser Shelf




- 30151 Cascade Mid-Case**  
(Casters) Open w/ six 3", two 6" SW Totes  
**30152 Cascade Mid-Case**  
(Casters) Doors w/ six 3", two 6" SW Totes  
**30153 Cascade Mid-Case**  
(Casters) Open w/ six 3", two 6" SW Totes & Riser Shelf  
**30154 Cascade Mid-Case**  
(Casters) Doors w/ six 3", two 6" SW Totes & Riser Shelf

### Mega-Case

42 5/8" w x 19" d x 29 1/2" h



- 30271 Cascade Mega-Case**  
(Casters) Open w/ ten 3" EW Totes  
**30272 Cascade Mega-Case**  
(Casters) Doors w/ ten 3" EW Totes  
**30273 Cascade Mega-Case**  
(Casters) Open w/ ten 3" EW Totes & Riser Shelf  
**30274 Cascade Mega-Case**  
(Casters) Doors w/ ten 3" EW Totes & Riser Shelf



- 30231 Cascade Mega-Case**  
(Casters) Open w/ fifteen 3" SW Totes  
**30232 Cascade Mega-Case**  
(Casters) Doors w/ fifteen 3" SW Totes  
**30233 Cascade Mega-Case**  
(Casters) Open w/ fifteen 3" SW Totes & Riser Shelf  
**30234 Cascade Mega-Case**  
(Casters) Doors w/ fifteen 3" SW Totes & Riser Shelf

## Available Options:

- Glides
- Bolt-on Riser shelf with choice of Laminate Top finishes and T-Mold colors
- Locking Single Door, available on Mini- model
- Locking Double Doors, available on Mid- and Mega- models

## Designer End Panel and Door Handle Color Options:

Apple	Mint
Black	Navy
Blueberry	Persian Blue
Burgundy	Purple
Clementine	Red
Forest Green	Yellow
Fuchsia	



For a PDF of the specifications, visit [smithsystem.com](http://smithsystem.com)

For color samples and custom colors, please turn to pages 252-253.

## CABINET TOTE TRAY STORAGE

### CLASSROOM STORAGE WITH ADDED FUNCTIONALITIES.

Available in Mini, Mid and Mega widths, Cascade Cabinet Tote Tray Storage Units are 42 3/8" tall and offer great capacity and flexibility. Part of a comprehensive organization, storage and distribution solution for classroom materials and learning aids, Cascade Cabinet Tote Tray Storage Units house bins that can contain anything from manipulatives to art materials to individual students' school work. Cascade Cabinet Tote Tray Storage Units can be outfitted with Riser Shelves for added functionality. They all offer:

- **Comes standard in Platinum.** Optional Designer End Panels available in thirteen colors.
- Welded 18-gauge steel construction, protected with durable powdercoat surface.
- Models 21", 28 5/8", 42 5/8"w to choose from.
- The clear Totes made of durable, recyclable ABS plastic, allow the contents to be easily identified.

Planner student desk Model 01272V shown with optional Tote Tray with Housing Model 30926 see pg. 120.



Cascade Mid-Cabinet with Locking Doors Model 30452 shown in Platinum

### CHOOSE A RISER SHELF AND LOCKABLE DOORS.

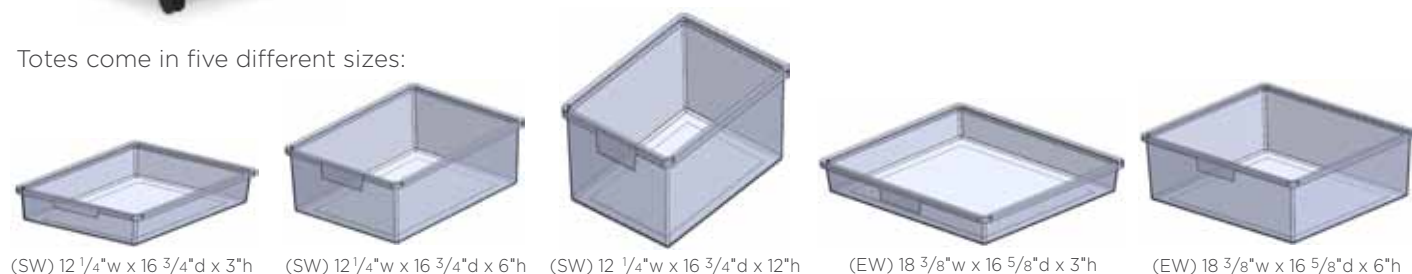
Adding optional accessories adds functionality to Cascade Cabinets. Doors open 270°, flush with the End Panels, allowing unobstructed access.

### THE TOTE TRAY SYSTEM

The clear Totes can be transferred under student desks to organize teaching materials.

The 3" EW Totes can be used under selected desks; Silhouette, Planner Rectangles, Flexline Arc. See page 120.

Totes come in five different sizes:



### CASCADE CABINETS: THE PERFECT PLATFORM FOR PRESENTATION CARTS.

Outfitted with a Riser Shelf, mount, Curl Top Lectern and lockable doors, this Cascade Cabinet lets the instructor work with printed and electronic media, while providing secure storage.

### QUICK ORDER GUIDE

Here are six configurations of Cascade Case Tote Storage. If you'd prefer a combination of Totes not shown here, a Smith System dealer can help you order just what you need.

#### Mini-Cabinet

21"w x 19"d x 42 3/8"h



**30351 Cascade Mini-Cabinet**  
(Casters) Open w/ four 3", two 6" EW Totes  
**30352 Cascade Mini-Cabinet**  
(Casters) Door w/ four 3", two 6" EW Totes  
**30353 Cascade Mini-Cabinet**  
(Casters) Open w/ four 3", two 6" EW Totes & Riser Shelf  
**30354 Cascade Mini-Cabinet**  
(Casters) Door w/ four 3", two 6" EW Totes & Riser Shelf




**30331 Cascade Mini-Cabinet**  
(Casters) Open w/ eight 3" EW Totes  
**30332 Cascade Mini-Cabinet**  
(Casters) Door w/ eight 3" EW Totes  
**30333 Cascade Mini-Cabinet**  
(Casters) Open w/ eight 3" EW Totes & Riser Shelf  
**30334 Cascade Mini-Cabinet**  
(Casters) Door w/ eight 3" EW Totes & Riser Shelf

#### Mid-Cabinet

28 5/8"w x 19"d x 42 3/8"h



**30451 Cascade Mid-Cabinet**  
(Casters) Open w/ eight 3", four 6" SW Totes  
**30452 Cascade Mid-Cabinet**  
(Casters) Doors w/ eight 3", four 6" SW Totes  
**30453 Cascade Mid-Cabinet**  
(Casters) Open w/ eight 3", four 6" SW Totes & Riser Shelf  
**30454 Cascade Mid-Cabinet**  
(Casters) Doors w/ eight 3", four 6" SW Totes & Riser Shelf




**30431 Cascade Mid-Cabinet**  
(Casters) Open w/ sixteen 3" SW Totes  
**30432 Cascade Mid-Cabinet**  
(Casters) Doors w/ sixteen 3" SW Totes  
**30433 Cascade Mid-Cabinet**  
(Casters) Open w/ sixteen 3" SW Totes & Riser Shelf  
**30434 Cascade Mid-Cabinet**  
(Casters) Doors w/ sixteen 3" SW Totes & Riser Shelf

#### Mega-Cabinet

42 5/8"w x 19"d x 42 3/8"h



**30571 Cascade Mega-Cabinet**  
(Casters) Open w/ sixteen 3" EW Totes  
**30572 Cascade Mega-Cabinet**  
(Casters) Doors w/ sixteen 3" EW Totes  
**30573 Cascade Mega-Cabinet**  
(Casters) Open w/ sixteen 3" EW Totes & Riser Shelf  
**30574 Cascade Mega-Cabinet**  
(Casters) Doors w/ sixteen 3" EW Totes & Riser Shelf



**30530 Cascade Mega-Cabinet**  
(Casters) Open w/ twenty four 3" SW Totes  
**30531 Cascade Mega-Cabinet**  
(Casters) Doors w/ twenty four 3" SW Totes  
**30532 Cascade Mega-Cabinet**  
(Casters) Open w/ twenty four 3" SW Totes & Riser Shelf  
**30533 Cascade Mega-Cabinet**  
(Casters) Doors w/ twenty four 3" SW Totes & Riser Shelf

#### Available Options:

- Glides
- Bolt-on Riser shelf with choice of Laminate Top finishes and T-Mold colors
- Locking Single Door, available on Mini- model
- Locking Double Door, available on Mid- and Mega- models

#### Designer End Panel and Door Handle Color Options:

Apple, Black, Blueberry, Burgundy, Clementine, Forest Green, Fuchsia, Mint, Navy, Persian Blue, Purple, Red, Yellow.



For a PDF of the specifications, visit [smithsystem.com](http://smithsystem.com)

# TOWER TOTE TRAY STORAGE



Cascade Mega-Tower  
Model 30891 shown in  
optional Mint End Panels

## MAXIMUM CAPACITY CLASSROOM STORAGE.

Available in Mini, Mid and Mega widths, Cascade Tower Tote Tray Storage Units are 60 1/4" tall and offer great capacity and flexibility. Part of a comprehensive organization, storage and distribution solution for classroom materials and learning aids, Cascade Tower Tote Tray Storage Units house bins that can contain anything from manipulatives to art materials to individual students' school work. Built with Smith System's emphasis on functionality, durability and style, Cascade Tower Tote Tray Storage Units can be outfitted with Riser Shelves for added functionality. They all offer:

- **Comes standard in Platinum.**  
Optional Designer End Panels available in thirteen colors.
- Welded 18-gauge steel construction, protected with durable powdercoat surface.
- Models 21", 28 5/8", 42 5/8"w to choose from.
- The clear Totes made of durable, recyclable ABS plastic allow the contents to be easily identified.

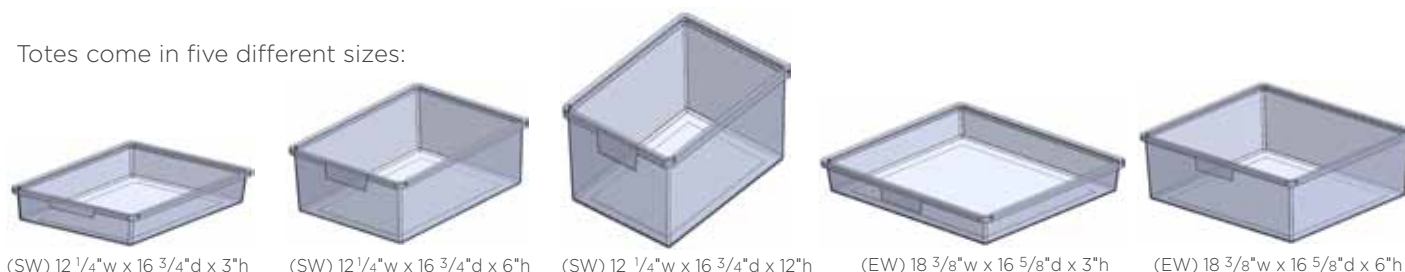
Arc student  
desk Model  
01351V shown  
with optional  
Tote Tray  
with Housing  
Model 30926  
see pg. 132.

## THE TOTE TRAY SYSTEM

The clear Totes can be transferred under student desks to organize teaching materials.

The 3" EW Totes can be used under selected desks; Silhouette, Planner Rectangles, Flexline Arc.

Totes come in five different sizes:



(SW) 12 1/4"w x 16 3/4"d x 3"h

(SW) 12 1/4"w x 16 3/4"d x 6"h

(SW) 12 1/4"w x 16 3/4"d x 12"h

(EW) 18 3/8"w x 16 5/8"d x 3"h

(EW) 18 3/8"w x 16 5/8"d x 6"h

## QUICK ORDER GUIDE

Here are six configurations of Cascade Case Tote Storage. If you'd prefer a combination of Totes not shown here, a Smith System dealer can help you order just what you need.

### Mini-Tower

21"w x 19"d x 60 1/4"h



**30630 Cascade Mini-Tower**  
(Casters) Open  
w/ twelve 3" EW Totes  
**30631 Cascade Mini-Tower**  
(Casters) Door  
w/ twelve 3" EW Totes  
**30632 Cascade Mini-Tower**  
(Casters) Open w/ twelve 3"  
EW Totes & Riser Shelf  
**30633 Cascade Mini-Tower**  
(Casters) Door w/ twelve 3"  
EW Totes & Riser Shelf



**30651 Cascade Mini-Tower**  
(Casters) Open w/ three 3",  
five 6" EW Totes  
**30652 Cascade Mini-Tower**  
(Casters) Door w/ three 3",  
five 6" EW Totes  
**30653 Cascade Mini-Tower**  
(Casters) Open w/ three 3", five 6"  
EW Totes & Riser Shelf  
**30654 Cascade Mini-Tower**  
(Casters) Door w/ three 3", five 6"  
EW Totes & Riser Shelf

### Mid-Tower

28 5/8"w x 19"d x 60 1/4"h




**30730 Cascade Mid-Tower**  
(Casters) Open  
w/ twenty-four 3" SW Totes  
**30731 Cascade Mid-Tower**  
(Casters) Doors  
w/ twenty-four 3" SW Totes  
**30732 Cascade Mid-Tower**  
(Casters) Open w/ twenty-four  
3" SW Totes & Riser Shelf  
**30733 Cascade Mid-Tower**  
(Casters) Doors w/ twenty-four  
3" SW Totes & Riser Shelf



**30751 Cascade Mid-Tower**  
(Casters) Open w/ six 3", six 6",  
two 12" SW Totes  
**30752 Cascade Mid-Tower**  
(Casters) Doors w/ six 3", six 6",  
two 12" SW Totes  
**30753 Cascade Mid-Tower**  
(Casters) Open w/ six 3", six 6",  
two 12" SW Totes & Riser Shelf  
**30754 Cascade Mid-Tower**  
(Casters) Doors w/ six 3", six 6",  
two 12" SW Totes & Riser Shelf

### Mega-Tower

42 5/8"w x 19"d x 60 1/4"h



**30891 Cascade Mega-Tower**  
(Casters) Open w/ twenty-four 3"  
EW Totes  
**30892 Cascade Mega-Tower**  
(Casters) Doors w/ twenty-four 3"  
EW Totes  
**30893 Cascade Mega-Tower**  
(Casters) Open w/ twenty-four 3"  
EW Totes & Riser Shelf  
**30894 Cascade Mega-Tower**  
(Casters) Doors w/ twenty-four 3"  
EW Totes & Riser Shelf



**30871 Cascade Mega-Tower**  
(Casters) Open w/nine 3", nine 6",  
three 12" SW Totes  
**30872 Cascade Mega-Tower**  
(Casters) Doors w/nine 3", nine 6",  
three 12" SW Totes  
**30873 Cascade Mega-Tower**  
(Casters) Open w/nine 3", nine 6", three  
12" SW Totes & Riser Shelf  
**30874 Cascade Mega-Tower**  
(Casters) Doors w/nine 3", nine 6", three  
12" SW Totes & Riser Shelf

## ADDING OPTIONAL ACCESSORIES ADDS FUNCTIONALITY

An optional Riser Shelf can be a work surface or place for learning materials to reside. Optional Doors open 270°, flush with the End Panels, allowing unobstructed access.



### Available Options:

- Glides
- Bolt-on Riser shelf with choice of Laminate Top finishes and T-Mold colors
- Locking Single Door, available on Mini- model
- Locking Double Door, available on Mid- and Mega- models

### Designer End Panel and Door Handle Color Options:

Apple, Black, Blueberry, Burgundy, Clementine, Forest Green, Fuchsia, Mint, Navy, Persian Blue, Purple, Red, Yellow.



For a PDF of the specifications,  
visit [smithsystem.com](http://smithsystem.com)

For color samples and custom colors, please turn to pages 252-253.